

PRELIMINARY

1.9 GHz Band Pass Filter

P/N 1906BP18C027

Detail Specification: 06/05/07

Page 1 of 2

General Specifications

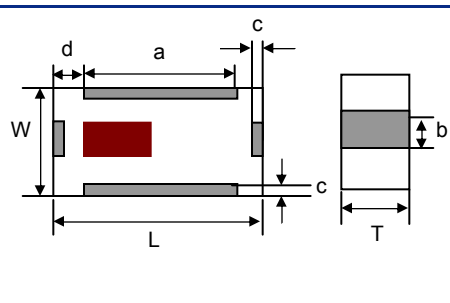
Part Number	1906BP18C027	
Frequency (MHz)	1893 - 1920	
Insertion Loss	3.0 dB max.	
Return Loss	9.5 dB min.	
Attenuation (min.)	1427 ~ 1454 MHz	40 dB
Attenuation (min.)	1660 ~ 1687 MHz	35 dB
Attenuation (min.)	2126 ~ 2153 MHz	15 dB

Input Power	500 mW max.
Impedance	50 Ω
Operating Temperature	-40 to +85°C
Storage Temperature	-40 to +85°C
Reel Quantity	3,000
MSL	2 *

* - 1 yr shelf life in bag; 1 week shelf life out of bag;
Vacuum reseal unused reel

Mechanical Dimensions

	In	mm
L	0.126 ± 0.006	3.20 ± 0.15
W	0.063 ± 0.006	1.60 ± 0.15
T	0.051 ± 0.004	1.30 ± 0.10
a	0.075 ± 0.006	1.90 ± 0.15
b	0.020 ± 0.006	0.50 ± 0.15
c	0.012 ± 0.008	0.30 ± 0.20
g	0.026 ± 0.008	0.65 ± 0.20



Terminal Configuration

No.	Function
1	GND
2	OUT
3	GND
4	IN

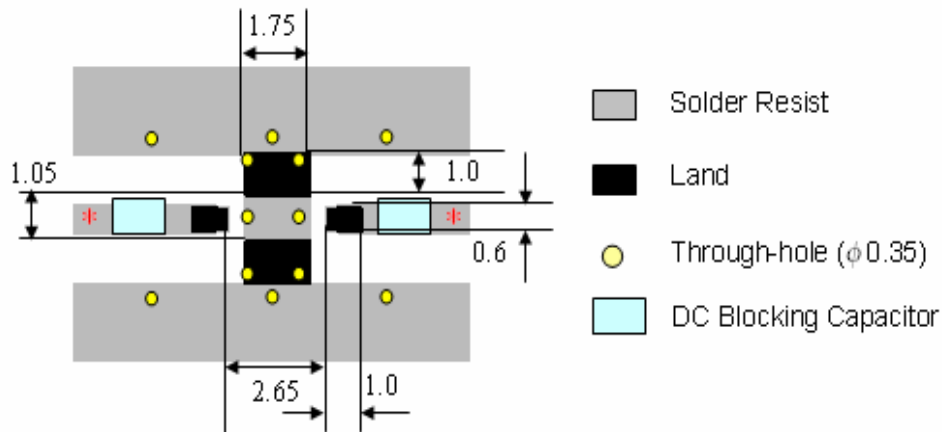
The terminal configuration diagram shows a rectangular component with four terminals. Terminal 1 is at the top, terminal 2 is on the right, terminal 3 is at the bottom, and terminal 4 is on the left. A red block is located in the center of the component.

Mounting Considerations

Mount these devices with brown mark facing up.

* Line width should be designed to provide 50Ω impedance matching characteristics.

Units: mn



Johanson Technology, Inc. reserves the right to make design changes without notice.

All sales are subject to Johanson Technology, Inc. terms and conditions.

PRELIMINARY

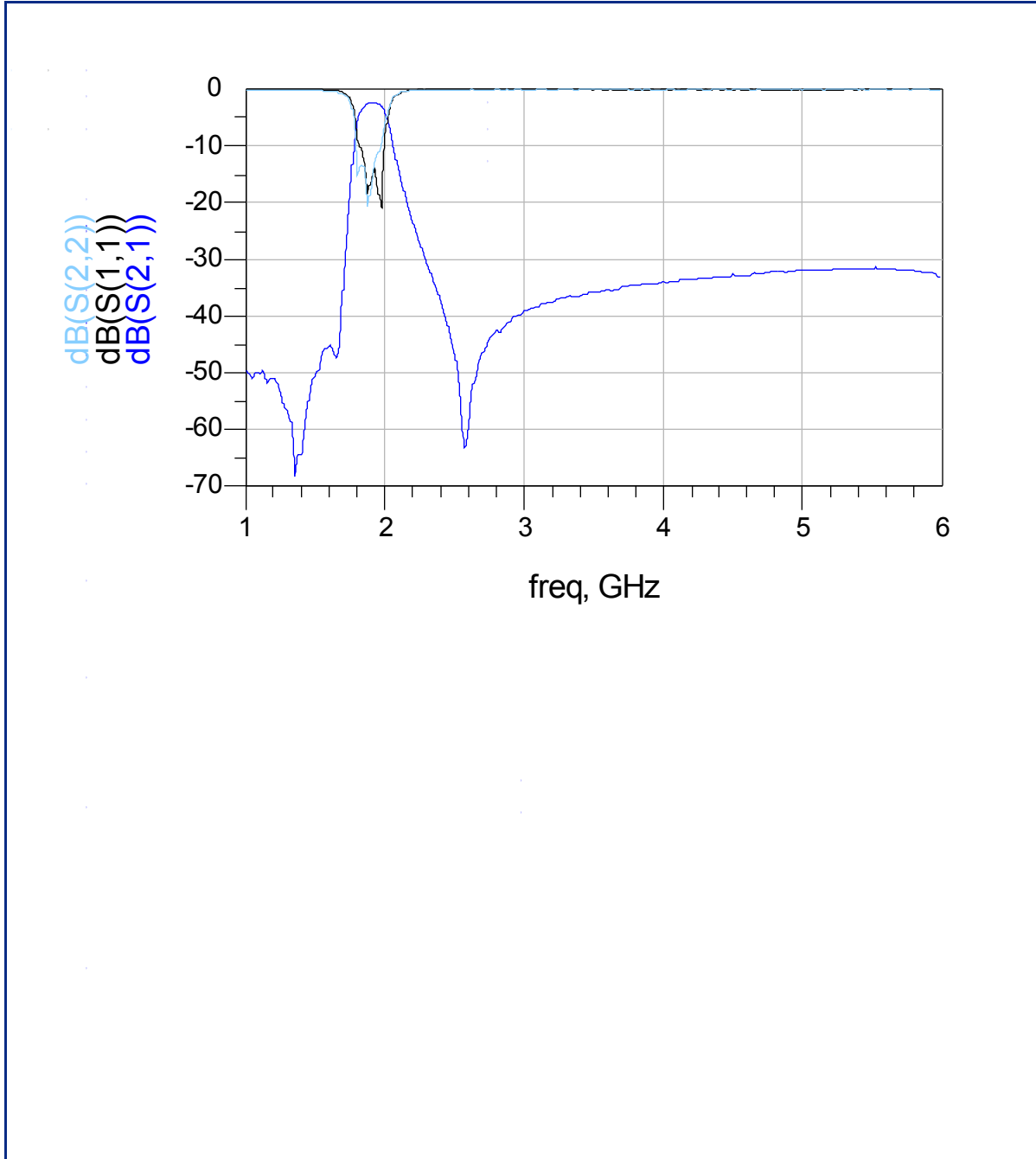
1.9 GHz Band Pass Filter

P/N 1906BP18C027

Detail Specification: 06/05/07

Page 2 of 2

Typical Electrical Performance (T=25°C)



Johanson Technology, Inc. reserves the right to make design changes without notice.

All sales are subject to Johanson Technology, Inc. terms and conditions.

